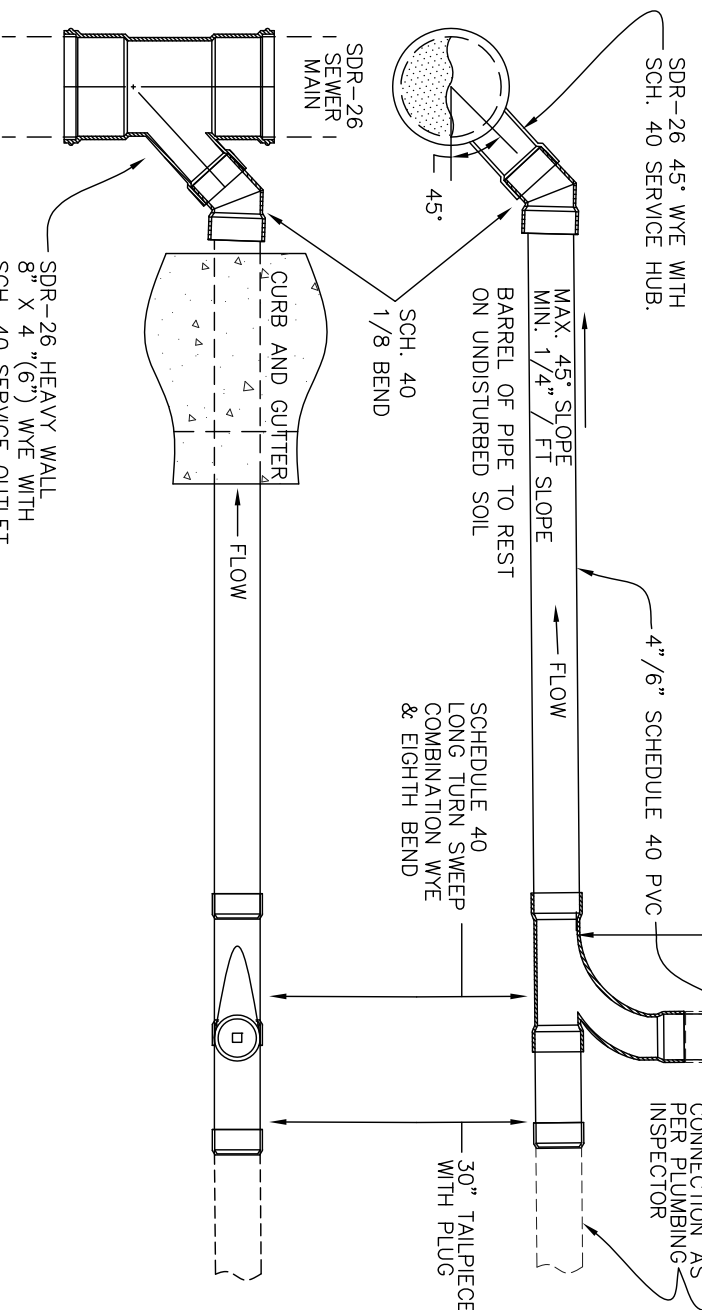
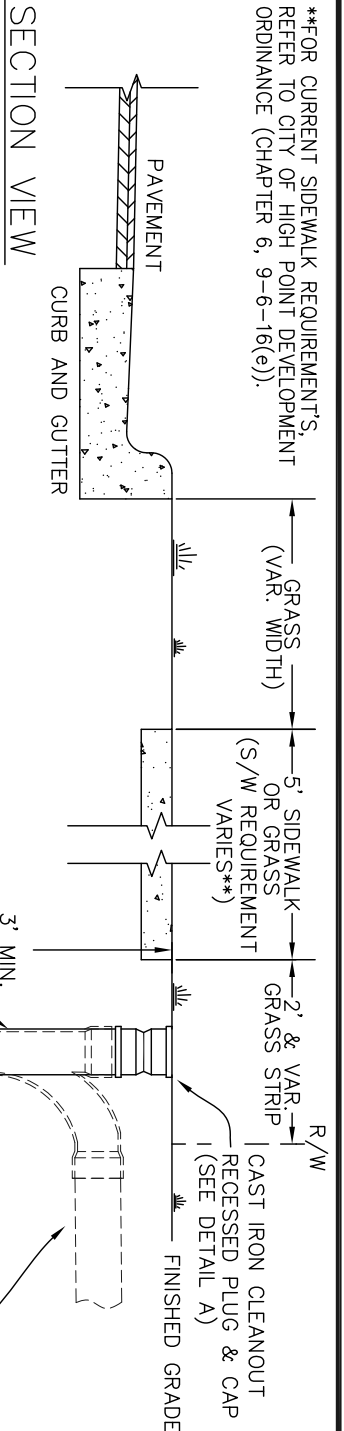
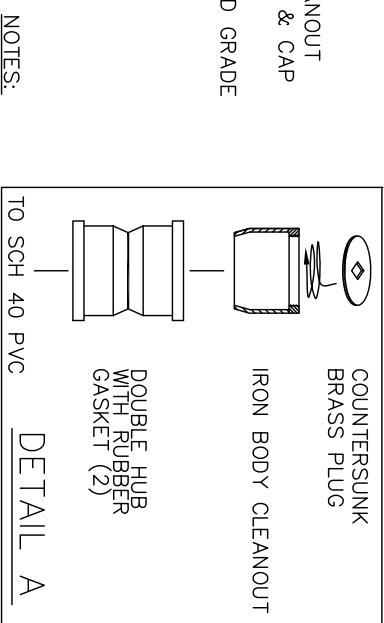


**FOR CURRENT SIDEWALK REQUIREMENTS, REFER TO CITY OF HIGH POINT DEVELOPMENT ORDINANCE (CHAPTER 6, 9-6-16(e)).



SDR-26 HEAVY WALL
8" X 4" (6") WYE WITH
SCH. 40 SERVICE OUTLET
(NO ADAPTER SPIGOT NEEDED)
AS MANUFACTURED BY:
- HARCO 501-0804-DWV (8" X 4")
- GPK PRODUCTS 977-0084 (8" X 4")
- AND 977-0086 (8" X 6")
- OR APPROVED EQUAL



- NOTES:
1. FOR ALL PVC SDR-26 SANITARY SEWER MAINS, ALL SERVICE LATERALS AND FITTINGS SHALL BE SCHEDULE 40 PVC.
 2. FOR RIBBON PAVEMENT ROADS, THE SANITARY SEWER SERVICE CLEANOUT SHALL BE LOCATED WITHIN THE GRASS STRIP, WHICH IS LOCATED 2' INSIDE OF THE RIGHT-OF-WAY LINE.
 3. IN LIEU OF A WYE, THE SERVICE MAY BE CONNECTED TO THE MAIN BY USING A TAPPING MACHINE AND SADDLE APPROVED BY THE ENGINEERING SERVICES DEPARTMENT.
 4. UNDER NO CIRCUMSTANCES SHALL A BEND BE PLACED IN ANY SECTION OF A SEWER SERVICE LATERAL WITHOUT PERMISSION OF THE ENGINEERING SERVICES DEPARTMENT.
 5. THE DITCH SHALL BE COMPACTED IN SIX INCH (6") LAYERS WITH A MECHANICAL TAMP.
 6. SCHEDULE 40 PVC PIPE AND FITTINGS SHALL MEET THE REQUIREMENTS OF ASTM'S D 1784, D 2665, AND D 1785.
 7. SOLVENT CEMENT JOINTS SHALL BE MADE IN A TWO STEP PROCESS WITH PRIMER MANUFACTURED FOR THERMOPLASTIC PIPING SYSTEMS (PURPLE) AND SOLVENT CEMENT CONFORMING TO ASTM'S D 2564 AND F 656.
 8. COMBINATION WYE AND EIGHTH BENDS SHALL BE MANUFACTURED BY:
- GENOVA 72540 (4" - ONE PIECE)
- CHARLOTTE 501 (4" - ONE PIECE)
- CHARLOTTE 503 (6" - TWO PIECE)
- OR APPROVED EQUAL

CITY OF HIGH POINT
NORTH CAROLINA
ENGINEERING SERVICES DEPARTMENT
ISSUED 5-3-07
REVISIONS

APPROVED: MAX 3
BY: [Signature]
DIRECTOR

STANDARD DRAWING FOR

SANITARY SEWER SERVICE (NEW)
FOR PVC SCH. 40 SEWER LATERALS

SER_PVC_NEW.DWG
331.00
SHEET 1 OF 1