

Questions?

RBdigital is proud to offer free support for patrons.


Contact the RBdigital support team at

1-877-77AUDIO (1-877-772-8346)


or

yoursupport@recordedbooks.com.

Patron support is available from 7:30 a.m. to 6:30 p.m. ET, Monday through Friday.



<http://highpointnc.rbdigital.com/>



Welcome!

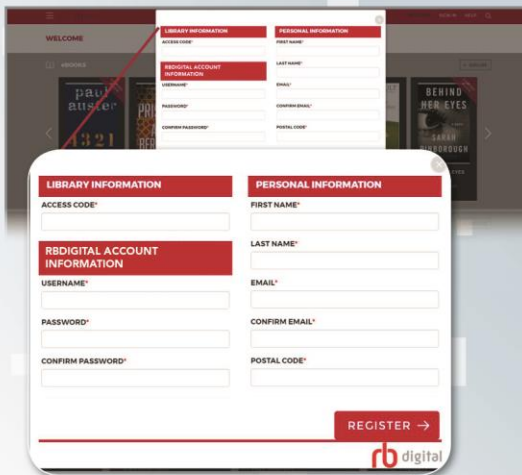
RBdigital Media Manager offers an easy way to access a terrific collection of downloadable audiobooks for use on non-internet devices (i.e, MP3 players). Follow these instructions to use the service with your computer or portable device.

Getting Started:

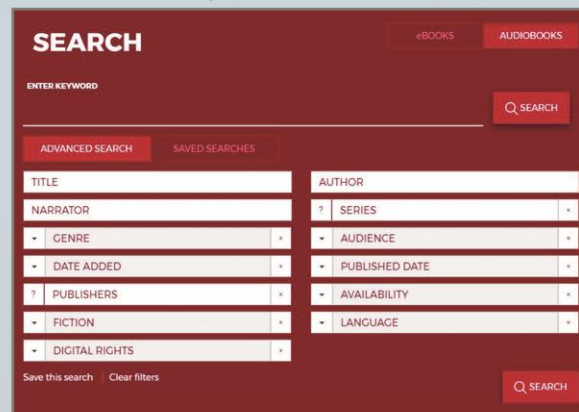
- 1 First-time users need to set up an RBdigital account. From the library's RBdigital site, select **REGISTER** at the top right.



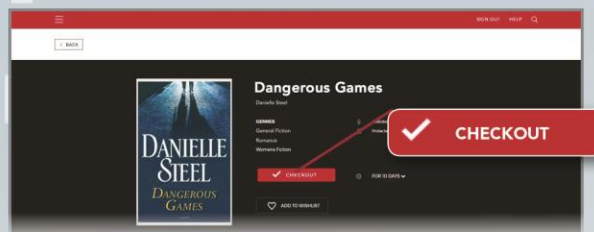
- 2 Fill out the appropriate information. Your username and password will be used to sign in to the service.




- 3 To find a specific title or author, click the **SEARCH** (magnifying glass) symbol in the upper right and then search by keyword or select **ADVANCED SEARCH**. You can also browse titles using the **MOST POPULAR**, **NEWLY ADDED**, and **BESTSELLERS** tabs.



- 4 Once you've made your selection, click on the image to view the title detail page, then click the **CHECKOUT** button at the right. After a few seconds, click **OPEN** when prompted.*



- 5 If applicable, download the version of the RBdigital Media Manager that's appropriate for your computer's operating system.
- 6 The RBdigital Media Manager will launch. After signing in, click **PLAY** to listen to your audiobook or click **DOWNLOAD AND TRANSFER** to send the title to your portable device.




(You must have iTunes® installed to transfer titles to an iPod®, and the preferences in iTunes must be set to "Manually Manage Music.")

You can now listen to your audiobook through the RBdigital Media Manager or on your portable listening device.

Happy listening!

 Apps are also available for iOS, Android™, and Kindle Fire™ devices.

 *Depending on when you are accessing RBdigital, you may see one of these two logos.

*Mac users may not receive a prompt. In this case, simply open the RBdigital Media Manager manually.